

Post 27

BEECH TREES

In this area some magnificent beech trees are growing. Fallen beech leaves take years to rot down and are held together by a fungus which prevents the growth of other



seedlings. This, together with the shade that they cast, explains the absence of shrub and plant cover beneath them.

Beech like to grow on well-drained chalk soils. Their shallow roots allow them to survive on the thin soils, but make them prone to being blown over in high winds.

At one time, beech trees, like oak trees, played an important part in the economy of the village because pigs could survive the




winter by eating the seeds or 'beechmast' and acorns, so providing fresh meat all the year round.


Look out for the insects and other small creatures that live among the leaves and other debris on the woodland floor. See how many you can spot.



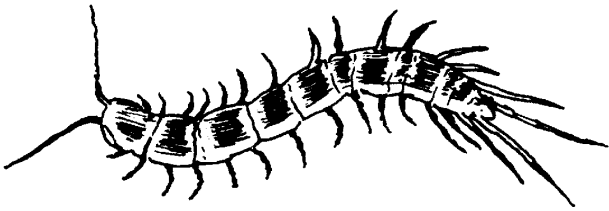
Stag Beetle
(becoming rare)
25 points



Ground Beetle
5 points



Devil's coach-horse
15 points



Centipede
5 points



Millipede
5 points

**How many points did you score?
Continue along the path to post 28
(see map below).**

NATURE TRAIL MAP

